




JULY 18, 2019

2019 Sheriff's Management Study

Jason Ravensborg
Attorney General

David Natvig, DCI Director
Scott Rechtenbaugh, Assistant Director
Brian Zeeb, Assistant Director

ERIN BAUMGART
CRIMINAL STATISTICAL ANALYST





Survey Methodology:

From April to July 2019, the South Dakota Criminal Statistics Analysis Center (SAC) surveyed sheriff offices in the state. A survey accompanied by instructions was sent to all sheriff offices via email attachment.

This was the 18th time the SAC compiled statewide management data pertaining to South Dakota sheriff offices. The results of this survey are intended to provide sheriffs with a valid means of comparing expenditures and resources of offices across the state. In addition, the results should provide the sheriffs with a substantial basis from which to justify future management decisions.

Currently, there are 66 sheriff offices in South Dakota (this figure does not include tribal agencies). 59 offices returned surveys yielding a total response rate of 89%.

The survey instrument is self-report completed by the sheriff or office staff. All questions were designed to be objective; however, some questions may have been subject to different interpretations. Thus, this report can only reflect summary results that are as valid and accurate as the data provided by each office.

It should also be noted that salary data throughout this report are approximations. Due to the number of personnel at any given rank, and the diverse salaries relative to each officer, such approximations were necessary in order to perform overall summary calculations.

The survey only accounts for two divisions that a sheriff's office might manage, the law enforcement division, and the jail division. It should be noted that there are possibly several other divisions controlled and managed by a sheriff's office that are not taken into consideration in the 2019 Sheriff's Management Study, that will be added to the 2021 survey.

The completed questionnaires were reviewed for completeness and reasonableness by the SAC. If you have any questions regarding this information, please call Erin Baumgart, (605)773-6160, or email at erin.baumgart@state.sd.us.



Table of Contents

Sheriff's Office Content	1-22
Population and Budget	1
Sworn Officers and Salaries	2
Length of Employment of Officers	3
Age and Gender of Officers	4
Highest Level of Education of Officers	5
Insurance Benefits Offered to Family and Officers	6
Officer Turnover Numbers and Reason	7
Office Issued Handguns, Rifles, and Machine Guns	8
Office Issued Rifles, Shotguns, Pepper Spray and Less Lethal	9
Expended Resources by Incident Relevance	10
Prevention Efforts by Incident Relevance	11
Number of Municipalities in the County	12
Municipalities Under 1,000 Population NOT Under Contract	13
Municipalities With Contracts	14
Federal Contracts	15
Warrant Information	16
Civil Process Information	17
Executions Handled, Based on Fees Returned to County Treasurer	18
Delinquent Taxes Collected	19
Canine (K-9) Owned	20
Trainings	21
Written Policies	22
Jail Facilities	23-32
Counties Without Jail Facilities	23
Regional, Full and Limited Jail Facilities and Budget	24
Prisoner Information	25
Fees	26
Facility Information	27
Personnel Information	28
Correctional Officers with Other Responsibilities	29
Correctional Officer Salaries	30
Correctional Officer Turnover	31
Correctional Officer Training	32



Office and Employee Information

Population and Budget			
Office	Population	Budget	% Grant
Aurora County	2,757	\$316,673	0.00%
Beadle County	18,358	\$600,000	0.00%
Bennett County	3,472	\$215,590	< 1%
Bon Homme County	7,009	\$292,015	0.00%
Brookings County	34,762	\$1,725,288	1.00%
Brown County	39,750	\$1,833,677	0.00%
Brule County	5,343	\$380,071	0.00%
Buffalo County	2,019	\$94,000	0.00%
Butte County	10,152	\$571,723	0.00%
Campbell County	1,374	\$266,514	3.00%
Charles Mix County	9,515	\$895,000	0.00%
Clark County	3,682	\$239,426	0.00%
Clay County	14,083	\$820,370	0.00%
Codington County	28,368	\$1,566,092	0.00%
Corson County	4,244	\$416,370	0.00%
Custer County	8,796	\$1,034,317	0.00%
Davison County	19,834	\$748,000	5.00%
Day County	5,522	\$344,027	0.00%
Deuel County	4,292	\$474,916	0.00%
Dewey County	5,941	\$285,370	0.00%
Edmunds County	3,918	\$380,000	0.00%
Fall River County	6,661	\$715,429	0.00%
Faulk County	2,336	\$358,618	0.00%
Gregory County	4,241	\$193,724	0.00%
Hamlin County	5,982	\$468,134	0.00%
Hand County	3,271	\$318,526	0.00%
Hanson County	3,454	\$282,534	0.00%
Harding County	1,248	\$283,095	0.00%
Hughes County	17,841	\$822,250	0.00%
Hutchinson County	7,398	\$254,000	0.00%
Jerauld County	2,029	\$320,000	10.00%
Jones County	931	\$126,000	1.00%
Kingsbury County	4,951	\$438,251	0.00%
Lake County	13,108	\$626,314	0.00%
Lawrence County	25,737	\$2,635,206	0.00%
Lincoln County	58,818	\$3,760,865	< 2%
Lyman County	3,945	\$366,415	0.00%
Marshall County	4,852	\$669,740	2.00%
McCook County	5,511	\$823,500	0.00%
McPherson County	2,434	\$381,706	0.00%
Meade County	28,542	\$2,283,082	0.00%
Mellette County	2,107	\$334,057	0.00%
Miner County	2,219	\$237,926	0.00%
Minnehaha County	192,394	\$6,292,398	0.00%
Moody County	6,624	\$610,000	0.00%
Pennington County	112,030	\$20,482,263	1.00%
Perkins County	2,988	\$664,775	0.00%
Potter County	2,225	\$273,293	0.00%
Sanborn County	2,476	\$391,875	0.00%
Spink County	6,441	\$849,184	0.00%
Stanley County	3,032	\$570,812	< 1%
Sully County	1,418	\$330,000	0.00%
Todd County	10,177	\$148,000	0.00%
Tripp County	5,461	\$200,000	0.00%
Turner County	8,351	\$912,650	5.00%
Union County	15,183	\$1,589,589	1.00%
Walworth County	5,586	\$385,900	0.00%
Yankton County	22,808	\$1,262,244	< 1%
Ziebach County	2,761	\$207,630	0.00%

Population and Budget Sorted by Population			
Office	Population	Budget	% Grant
Jones County	931	\$126,000	1.00%
Harding County	1,248	\$283,095	0.00%
Campbell County	1,374	\$266,514	3.00%
Sully County	1,418	\$330,000	0.00%
Buffalo County	2,019	\$94,000	0.00%
Jerauld County	2,029	\$320,000	10.00%
Mellette County	2,107	\$334,057	0.00%
Miner County	2,219	\$237,926	0.00%
Potter County	2,225	\$273,293	0.00%
Faulk County	2,336	\$358,618	0.00%
McPherson County	2,434	\$381,706	0.00%
Sanborn County	2,476	\$391,875	0.00%
Aurora County	2,757	\$316,673	0.00%
Ziebach County	2,761	\$207,630	0.00%
Perkins County	2,988	\$664,775	0.00%
Stanley County	3,032	\$570,812	< 1%
Hand County	3,271	\$318,526	0.00%
Hanson County	3,454	\$282,534	0.00%
Bennett County	3,472	\$215,590	< 1%
Clark County	3,682	\$239,426	0.00%
Edmunds County	3,918	\$380,000	0.00%
Lyman County	3,945	\$366,415	0.00%
Gregory County	4,241	\$193,724	0.00%
Corson County	4,244	\$416,370	0.00%
Deuel County	4,292	\$474,916	0.00%
Marshall County	4,852	\$669,740	2.00%
Kingsbury County	4,951	\$438,251	0.00%
Brule County	5,343	\$380,071	0.00%
Tripp County	5,461	\$200,000	0.00%
McCook County	5,511	\$823,500	0.00%
Day County	5,522	\$344,027	0.00%
Walworth County	5,586	\$385,900	0.00%
Dewey County	5,941	\$285,370	0.00%
Hamlin County	5,982	\$468,134	0.00%
Spink County	6,441	\$849,184	0.00%
Moody County	6,624	\$610,000	0.00%
Fall River County	6,661	\$715,429	0.00%
Bon Homme County	7,009	\$292,015	0.00%
Hutchinson County	7,398	\$254,000	0.00%
Turner County	8,351	\$912,650	5.00%
Custer County	8,796	\$1,034,317	0.00%
Charles Mix County	9,515	\$895,000	0.00%
Butte County	10,152	\$571,723	0.00%
Todd County	10,177	\$148,000	0.00%
Lake County	13,108	\$626,314	0.00%
Clay County	14,083	\$820,370	0.00%
Union County	15,183	\$1,589,589	1.00%
Hughes County	17,841	\$822,250	0.00%
Beadle County	18,358	\$600,000	0.00%
Davison County	19,834	\$748,000	5.00%
Yankton County	22,808	\$1,262,244	< 1%
Lawrence County	25,737	\$2,635,206	0.00%
Codington County	28,368	\$1,566,092	0.00%
Meade County	28,542	\$2,283,082	0.00%
Brookings County	34,762	\$1,725,288	1.00%
Brown County	39,750	\$1,833,677	0.00%
Lincoln County	58,818	\$3,760,865	< 2%
Pennington County	112,030	\$20,482,263	1.00%
Minnehaha County	192,394	\$6,292,398	0.00%

Office and Employee Information

[illegible]



Office and Employee Information

Office	Length of Employment								Total
	< 1 yr	1-5 Yrs	6-10 Yrs	11-15 Yrs	16-20 Yrs	21-25 Yrs	26-30 Yrs	31+ Yrs	
Aurora County	1		1				1		3
Beadle County	1			2		2			5
Bennett County	Not Reported								5
Bon Homme County		1	2		5			1	9
Brookings County	3	2	3	1	2	2		1	14
Brown County	2	6	2	1	1	2	1		15
Brule County	1	1		3	1			1	7
Buffalo County							1		1
Butte County		3	1			1			5
Campbell County		2				1			3
Charles Mix County	2	6	3		1				12
Clark County		1	1			1		1	4
Clay County	2	1	2		2			1	8
Codington County		5	5		2				12
Corson County		1	2				1		4
Custer County	3	3	3	3					12
Davison County	1	1	1	2	1	1		1	8
Day County	2	2							4
Deuel County		3		1	1				5
Dewey County		1	1			2			4
Edmunds County		3		1					4
Fall River County	3	2	2						7
Faulk County	1	1			2				4
Gregory County		3	1						4
Hamlin County	2	2		1	1				6
Hand County	3	2			1				6
Hanson County		3							3
Harding County	1	1		1					3
Hughes County	2	5				1			8
Hutchinson County		1	1	1					3
Jerauld County		1	1	2					4
Jones County	1			1					2
Kingsbury County	1		1	2	1				5
Lake County		4	2	1			1		8
Lawrence County	Not Tracked								22
Lincoln County	11	5	5	7	1	1			30
Lyman County	1	1			2				4
Marshall County	2	3				1		1	7
McCook County		5	2					1	8
McPherson County	1	2		1					4
Meade County	4	5	3	2	3	2	2		21
Mellette County		3							3
Miner County			2		1	1			4
Minnehaha County	4	30	8	14	4	5	1		66
Moody County	1	4				1			6
Pennington County	8	35	22	23	8	9		2	107
Perkins County		4	2					1	7
Potter County	1		1			1			3
Sanborn County	1		2			1			4
Spink County	6	1		1	1				9
Stanley County		1	3	1	1			1	7
Sully County		1					2		3
Todd County	1					1			2
Tripp County			3	1	1				5
Turner County	5	4	4	2					15
Union County	5	2		1		1			9
Walworth County		4	1						5
Yankton County		3	4	3	2				12
Ziebach County	1	1				1			3
Total	84	178	97	78	45	38	10	12	573



Office and Employee Information

Age Range and Gender																											
Office	Male													Female													Total
	Under 21	21-24	25-29	30-34	35-39	40-44	45-49	50-54	55-59	60-64	65-69	70+	Total	Under 21	21-24	25-29	30-34	35-39	40-44	45-49	50-54	55-59	60-64	65-69	70+	Total	
Aurora County			1		1				1				3													0	3
Beadle County		1		2			1		1				5													0	5
Bennett County				1	1	1					2		5													0	5
Bon Homme County				3	1		2		1	2			9													0	9
Brookings County		2	5	1			3			2	1		14													0	14
Brown County			2	2	2	1	3	1	1		1		13		1					1						2	15
Brule County				1		2		1	2	1			7													0	7
Buffalo County									1				1													0	1
Butte County			1	1	2			1					5													0	5
Campbell County		1					1		1				3													0	3
Charles Mix County		2	1	2	2		1	2		1			11							1						1	12
Clark County			1		1					1	1		4													0	4
Clay County		1	1	2		2	1		1				8													0	8
Codington County		3	2	3	3		1						12													0	12
Corson County				2	1			1					4													0	4
Custer County			6		1	1	2	2					12													0	12
Davison County		1	1	1	1	1			1	1	1		8													0	8
Day County			2		1								3		1											1	4
Deuel County			2		1			1					4				1									1	5
Dewey County					1		1		1	1			4													0	4
Edmunds County				3			1						4													0	4
Fall River County			1				1	2	1	1			6		1											1	7
Faulk County					2		1	1					4													0	4
Gregory County			1	1			1	1					4													0	4
Hamlin County		1	2	2			1						6													0	6
Hand County		2			1	1		1					5							1						1	6
Hanson County			1	1				1					3													0	3
Harding County							1	1					2							1						1	3
Hughes County		1		3	1		1			2			8													0	8
Hutchinson County					1		1			1			3													0	3
Jerauld County				1	1	1							3							1						1	4
Jones County				1				1					2													0	2
Kingsbury County		1		1		1	1		1				5													0	5
Lake County		2		3			2						7				1									1	8
Lawrence County																											22
Lincoln County			2	8	2	8	2		2	1	3		28			1					1					2	30
Lyman County		1	1				2						4													0	4
Marshall County		2	2					1	2				7													0	7
McCook County		2		2				1		1			6		1	1										2	8
McPherson County					2		1						3		1											1	4
Meade County	2	3	3	2	1	3	2	1	1	3			21													0	21
Mellette County			1						1				2			1										1	3
Miner County					1	1		1		1			4													0	4
Minnehaha County			15	8	11	8	11	5	2	3			63			1			1	1						3	66
Moody County			2			2	1						5			1										1	6
Pennington County			17	14	18	17	16	7	3	3	1		96		1	2	3	2	1	2						11	107
Perkins County		2		1	1	2			1				7													0	7
Potter County						2					1		3													0	3
Sanborn County				1			2				1		4													0	4
Spink County	3		1			1		1					6				2						1			3	9
Stanley County					1	2		1		2	1		7													0	7
Sully County								1	1				2		1											1	3
Todd County					1				1				2													0	2
Tripp County			1			2		1					4			1										1	5
Turner County			5	5	1			2		2			15													0	15
Union County		1	1			2	1		1	1			7		1						1					2	9
Walworth County			1		1	2	1						5													0	5
Yankton County				1	2	1	1	3	4				12													0	12
Ziebach County					1			1	1				3													0	3
Total	5	28	82	80	68	64	67	43	33	30	13	0	513	0	8	8	6	3	2	7	3	0	1	0	0	38	573



Office and Employee Information

Office	Highest Level of Education							Total
	High School Diploma	GED	Associate's Degree	Bachelor's Degree	Graduate/ Master's Degree	PHD	Other	
Aurora County	2		1					3
Beadle County	1		2	2				5
Bennett County	Not Reported							5
Bon Homme County	7		1	1				9
Brookings County	3		7		1		3	14
Brown County	4	2	5	4				15
Brule County	5			2				7
Buffalo County	1							1
Butte County	4					1	Vo-Tech	5
Campbell County	2		1					3
Charles Mix County	10		1	1				12
Clark County	2		1	1				4
Clay County	1		2	5				8
Condington County			10	2				12
Corson County	3		1					4
Custer County	5		2	5				12
Davison County	3		3	1	1			8
Day County		1	3					4
Deuel County	2		3					5
Dewey County	1					3	Vo-Tech	4
Edmunds County	2		1	1				4
Fall River County	Not Reported							7
Faulk County	2		2					4
Gregory County	2		1	1				4
Hamlin County	2		3		1			6
Hand County	1		3	2				6
Hanson County	1	1		1				3
Harding County	3							3
Hughes County	5			3				8
Hutchinson County	3							3
Jerauld County	2			2				4
Jones County	1		1					2
Kingsbury County	3		2					5
Lake County	3		2	2	1			8
Lawrence County	Unknown							22
Lincoln County	Not Reported							30
Lyman County	2		1	1				4
Marshall County	1		5			1		7
McCook County	5		3					8
McPherson County			3	1				4
Meade County	Unknown							21
Mellette County	3							3
Miner County	1	1		2				4
Minnehaha County	11	1	18	31	5			66
Moody County	3		1	1	1			6
Pennington County	47	2	20	34	4			107
Perkins County	3		4					7
Potter County	1			2				3
Sanborn County	4							4
Spink County	6		2	1				9
Stanley County	7							7
Sully County	2		1					3
Todd County	1				1			2
Tripp County	4		1					5
Tuner County	3		6	5	1			15
Union County	1		2	3	1		2	9
Walworth County	4		1					5
Yankton County	3		2	6		1	Vo-Tech	12
Ziebach County	2		1					3
Total	200	8	129	123	17	0	11	573



Office and Employee Information

Insurance Benefits														
Office	Officer							Family						
	Life	Health	Dental	Disability	Drug	Vision	Liability	Life	Health	Dental	Disability	Drugs	Vision	
Aurora County	P	F	N	F	F	F	F	N	P	N	N	P	P	
Beadle County	F	F	P	N	P	P	F	N	N	P	N	P	P	
Bennette County	F	F	P	F	F	P	Not Reported	P	P	P	P	P	P	
Bon Homme County	F	F	N	N	N	N		F	N	P	N	N	N	N
Brookings County	F	F	P	F	P	P	F	N	P	P	N	P	P	
Brown County	F	P	P	F	P	P	F	N	N	N	N	N	N	
Brule County	P	P	P	N	P	P	N							
Buffalo County	N	F	N	N	F	N	F	N	N	N	N	N	N	
Butte County	F	F	P	N	P	P	F	N	P	P	N	P	P	
Campbell County	F	F	P	P	F	P	F	P	P	P	P	P	P	
Charles Mix County	F	F	N	N	P	N	F	N	N	N	N	N	N	
Clark County	F	F	F	F	F	F	F	FN	P	P	N	P	P	
Clay County	F	F	N	N	N	N	F	N	P	N	N	N	N	
Codington County	F	F	P	P	F	P	F	N	P	P	P	P	P	
Corson County	F	F	N	P	F	N	F	P	P	N	N	N	N	
Custer County	F	F	P	P	P	P	F	P	P	P	P	P	P	
Davison County	F	P	P	N	P	P	F	N	P	P	N	P	P	
Day County	F	F	F	F	F	F	F	P	P	P	P	P	P	
Deuel County	F	F	N	N	N	N	F	N	P	N	N	N	N	
Dewey County	N	N	N	N	N	N	F	N	N	N	N	N	N	
Edmunds County	Unknown							Unknown						
Fall River County	F	F	F	F	F	F	Not Reported	Not Reported						
Faulk County	N	P	P	N	N	P		N	N	N	N	N	N	N
Gregory County	F	F	N	N	F	N	N	N	N	N	N	N	N	
Hamlin County	N	P	N	N	P	N	F	N	P	N	N	P	N	
Hand County	N	F	F	N	P	F	N	N	N	N	N	N	N	
Hanson County	F	F	P	P	F	P	F	N	P	P	P	P	P	
Harding County	N	P	N	P	N	N	N	N	P	N	P	N	N	
Hughes County	F	F	F	F	F	N	F	F	F	F	N	N	N	
Hutchinson County	N	F	N	N	P	N	F	N	P	N	N	P	N	
Jerauld County	F	F	N	N	F	N	F	N	N	N	N	N	N	
Jones County	N	F	N	P	P	N	F	N	P	N	N	P	N	
Kingsbury County	F	F	P	P	F	P	P	P	P	P	P	P	P	
Lake County	F	F	N	N	F	F	N	N	N	N	N	N	N	
Lawrence County	P	P	P	P	P	P	P	P	P	P	P	P	P	
Lincoln County	F	P	P	P	P	P	F	N	P	P	P	P	P	
Lyman County	F	F	N	N	F	N	F	N	N	N	N	N	N	
Marshall County	N	F	P	F	P	P	F	N	P	N	N	P	P	
McCook County	F	F	N	N	P	N	F	N	P	N	N	P	N	
McPherson County	F	P	N	P	N	P	F	N	N	N	N	N	N	
Meade County	F	P	P	P	P	P	F		P	P	P	P	P	
Mellette County	N	P	P	N	P	F	N	N	N	N	N	N	N	
Miner County	F	F	F	P	F	F	N	P	P	P	P	P	P	
Minnehaha County	F	P	P	N	P	P	N	P	P	P	N	P	P	
Moody County	F	F	F	F	F	F	F	N	P	P	N	P	P	
Pennington County	F	P	P	P	P	P	N	P	P	P	P	P	P	
Perkins County	F	P	F	P	P	P	F	P	P	P	P	P	P	
Potter County	F	F	P	F	P	F	F	N	N	N	N	N	P	
Sanborn County	F	F	N	N	F	F	F	N	P	N	N	P	F	
Spink County	F	F	P	P	F	F	F	N	N	N	N	N	N	
Stanley County	N	F	N	N	P	N	F	N	P	N	N	N	N	
Sully County	F	F	P	P	N	P	F	N	N	P	P	N	P	
Todd County	N	F	N	N	N	N	F	N	P	N	N	N	N	
Tripp County	F	F	N	P	N	N	P	N	N	N	N	N	N	
Turner County	P	F	N	N	N	N	N	N	P	N	N	N	N	
Union County	F	F	N	N	F	N	F	P	P	N	N	P	N	
Walworth County	F	F	F	P	F	F	F	P/N	P/N	P/N	P/N	P/N	P/N	
Yankton County	N	F	N	N	F	N	F	N	N	N	N	F	N	
Ziebach County	N	F	P	N	F	P	Unknown	N	P	P	N	P	P	



Office and Employee Information

Officer Turnover for 2018 Calendar Year										
Office	Sworn Personnel					Non-Sworn Personnel				
	Resigned	Retired	Dismissed	Death	Main Reason for resignation or dismissal?	Resigned	Retired	Dismissed	Death	Main Reason for resignation or dismissal?
Aurora County	0	1	0	0	Left Law Enforcement Career	0	0	0	0	
Beadle County	1	0	0	0	Hired by Another Agency	0	0	0	0	
Bennett County	0	0	0	0		0	0	0	0	
Bon Homme County	0	1	1	0	Lost Sheriff Election	0	0	0	0	
Brookings County	3	0	0	0	Hired by Another Agency	0	1	0	0	
Brown County	1	1	0	0	Left Law Enforcement Career	0	0	0	0	
Brule County	0	1	0	0		0	0	2	0	Disciplinary Action
Buffalo County	0	0	0	0		0	0	0	0	
Butte County	0	1	0	0		0	0	0	0	
Campbell County	0	0	0	0		0	0	0	0	
Charles Mix County	1	0	1	0	Hired by Another Agency	1	1	1	0	Disciplinary Action
Clark County	0	0	0	0		0	0	0	0	
Clay County	2	0	0	0	Hired by Another Agency; Left Law Enforcement Career	0	0	0	0	
Codington County	1	0	0	0	Disciplinary Action; Policy Violation	0	0	0	0	
Corson County	0	0	0	0		0	0	0	0	
Custer County	0	0	0	0		0	1	0	0	
Davison County	1	0	0	0	Left Law Enforcement Career	0	1	0	0	
Day County	1	0	0	0	Lost Sheriff Election	1	1	0	0	School
Deuel County	1	0	0	0	Hired by Another Agency	0	0	0	0	
Dewey County	0	0	0	0		0	0	0	0	
Edmunds County	1	0	1	0	Disciplinary Action; Left Law Enforcement Career	0	0	0	0	
Fall River County	0	1	0	0	Hired by Another Agency	0	0	0	0	
Faulk County	1	0	0	0	Left Law Enforcement Career	0	0	0	0	
Gregory County	1	0	0	0	Policy Violation	0	0	0	0	
Hamlin County	1	0	0	0	Hired by Another Agency	0	0	1	0	Position eliminated for new deputy position
Hand County	3	1	0	0	Pay; Hired by Another Agency; Unknown	0	0	0	0	
Hanson County	0	0	0	0		0	0	0	0	
Harding County	0	0	0	0		0	0	0	0	
Hughes County	2	0	0	0	Pay; Hired by Another Agency	0	0	0	0	
Hutchinson County	0	0	0	0		0	0	0	0	
Jerauld County	0	0	0	0		0	0	0	0	
Jones County	1	0	0	0	Hired by Another Agency	0	0	0	0	
Kingsbury County	0	1	0	0		0	0	0	0	
Lake County	1	0	0	0	Burn Out/Wellness	2	1	0	0	Criminal
Lawrence County	3	2	0	0	Hired by Another Agency; Left Law Enforcement Career	2	0	1	0	Other
Lincoln County	1	1	0	0	Left Law Enforcement Career	0	0	0	0	
Lyman County	1	0	0	0	Hired by Another Agency	0	0	0	0	
Marshall County	1	0	0	0	Hired by Another Agency	0	0	0	0	
McCook County	0	0	0	0		0	0	0	0	
McPherson County	0	0	0	0		0	0	0	0	
Meade County	2	0	0	0	Left Law Enforcement Career; Moved Out of State	0	0	0	0	
Mellette County	0	0	0	0		0	0	0	0	
Miner County	0	0	0	0		1	0	0	0	Other Job
Minnehaha County	4	3	0	0	Hired by Another Agency	0	2	0	0	
Moody County	2	0	0	0	Pay; Hired by Another Agency	3	1	0	0	Pay
Pennington County	6	0	2	0	Disciplinary Action; Hired by Another Agency; Left Career	7	1	0	0	Other
Perkins County	0	0	0	0		0	0	0	0	
Potter County	0	0	0	0		0	0	0	0	
Sanborn County	1	0	0	0	Injury	0	0	0	0	
Spink County	3	2	0	0	Unknown	4	0	0	0	Unknown
Stanley County	0	0	0	0		0	0	0	0	
Sully County	0	0	0	0		0	0	0	0	
Todd County	2	0	0	0	Pay	0	0	0	0	
Tripp County	0	0	0	0		0	0	0	0	
Turner County	1	1	1	0	Disciplinary Action; Hired by Another Agency	0	0	0	0	
Union County	1	0	3	0	Disciplinary Action	0	0	0	0	
Walworth County	0	0	1	0	Policy Violation	0	0	0	0	
Yankton County	1	0	0	0	Policy Violation	1	0	0	0	Hired by Another Agency
Ziebach County	0	0	0	0		0	0	0	0	



Office On Duty Weapons

Agency Issued Handguns, Rifles and Machine Guns by Caliber													
Office	Hand Guns						Rifles and Machine Guns						Other
	9 mm	.40	.357	.45 ACP	.45	Other	.22	.223	.308	9 mm	.45	Other	
Aurora County		2					4						
Beadle County		5					5						
Bennett County		1					3						
Bon Homme County		3					3						
Brookings County	17						12	1					
Brown County		15					15						
Brule County				4			4						
Buffalo County	None						None						
Butte County				6			5						
Campbell County		3					2	1					
Charles Mix County		7			1		8						
Clark County	None						None						
Clay County	7	5					8						
Codington County		19					12						
Corson County		4					5						
Custer County		12									11	M-16	
Davison County	9						5						
Day County	1	3					2	1					
Deuel County		4					5						
Dewey County				4			4						
Edmunds County		4					4						
Fall River County	Not Reported						6						
Faulk County		4					None						
Gregory County	3				1		4	1					
Hamlin County	6						6						
Hand County	3						2	3	3				
Hanson County	3						3						
Harding County	None						None						
Hughes County	5	6					6						
Hutchinson County	None						3						
Jerauld County					4		4						
Jones County	None						2						
Kingsbury County	None						5						
Lake County		2					6						
Lawrence County					20		17						
Lincoln County		22					15						
Lyman County		4					4	3					
Marshall County		6					2	5			5	40 Storm Rifles	
McCook County		8					8	2					
McPherson County		4		2			3	1					
Meade County	18						18						
Mellette County		5					4						
Miner County	3						3						
Minnehaha County		69					39	2					
Moody County					6		5						
Pennington County	131						94	2					
Perkins County		7					7						
Potter County		2						2					
Sanborn County	None						3	3					
Spink County		9					9						
Stanley County			2				1	3	1				
Sully County	None						None						
Todd County		2					2						
Tripp County		3								5			
Turner County		4					8						
Union County		10					8						
Walworth County		5					1	6	1				
Yankton County	18	2					4	2					
Ziebach County		4		2			2						



Office On Duty Weapons

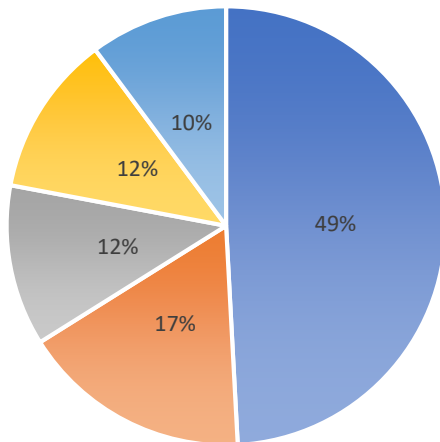
Patrol Rifle, Shotguns, Pepper Spray, Less Lethal and Tasers						
Office	Patrol Rifles Equipped in Patrol Car?	# of Shotguns Owned by Office	Does your Office Utilize Pepper Spray?	Does your Office Utilize Less Lethal Rounds?	Specify Less Lethal Rounds Used	# of Tasers Owned by Your Office
Aurora County	Yes	3	Yes	No		2
Beadle County	Yes	5	No	No		4
Bennett County	Yes	Not Reported	Yes	No		4
Bon Homme County	Yes	3	No	No		3
Brookings County	Yes	15	Yes	No		16
Brown County	Yes	15	Yes	No		15
Brule County	Yes	4	No	No		4
Buffalo County	No	0	No	No		0
Butte County	Yes	4	Yes	No		6
Campbell County	Yes	3	Yes	No		3
Charles Mix County	Yes	8	Yes	Yes	Bean Bags	14
Clark County	Yes	3	No	No		4
Clay County	Yes	5	Yes	Yes	Bean Bags	8
Codington County	Yes	6	Yes	Yes	Lighfield Rounds	15
Corson County	Yes	1	Yes	No		4
Custer County	Yes	10	Yes	No		11
Davison County	No	7	No	No		10
Day County	Yes	3	Yes	Yes	Bean Bags	5
Deuel County	Yes	5	Yes	Yes	Bean Bags; Lighfield HV Star	6
Dewey County	Yes	4	Yes	No		3
Fall River County	Yes	6	No	No		0
Edmunds County	Yes	4	Yes	No		4
Faulk County	No	3	No	No		4
Gregory County	Yes	3	No	No		3
Hamlin County	Yes	1	No	No		5
Hand County	Yes	1	Yes	Yes	Bean Bags	3
Hanson County	Yes	3	No	No		3
Harding County	No	0	Yes	No		0
Hughes County	Yes	5	Yes	Yes	Bean Bags	5
Hutchinson County	Yes	3	Yes	No		3
Jerauld County	Yes	2	No	No		4
Jones County	Yes	2	Yes	No		2
Kingsbury County	Yes	5	No	No		5
Lake County	Yes	1	No	No		8
Lawrence County	Yes	0	No	Yes	Bean Bags	15
Lincoln County	Yes	9	Yes	Yes	Bean Bags	15
Lyman County	Yes	3	Yes	No		4
Marshall County	Yes	6	Yes	No		7
McCook County	Yes	8	No	No		9
McPherson County	Yes	3	No	No		4
Meade County	Yes	18	Yes	Yes	Bean Bags	18
Mellette County	Yes	3	No	No		4
Miner County	Yes	3	Yes	No		3
Minnehaha County	Yes	28	Yes	Yes	Bean Bags	66
Moody County	Yes	4	No	No		6
Pennington County	Yes	53	Yes	Yes	CTS Super Stock	170
Perkins County	Yes	6	No	Yes	Bean Bags	7
Potter County	No	3	No	No		3
Sanborn County	Yes	4	Yes	No		4
Spink County	Yes	7	No	No		8
Stanley County	Yes	3	Yes	No		11
Sully County	No	3	Yes	No		3
Todd County	Yes	0	Yes	No		1
Tripp County	Yes	3	Yes	No		3
Turner County	Yes	0	Yes	No		12
Union County	Yes	6	No	Yes	Bean Bags; Tasers	10
Walworth County	Yes	5	No	No		8
Yankton County	Yes	10	Yes	Yes	Bean Bags	8
Ziebach County	Yes	2	Yes	Yes	Bean Bags	3



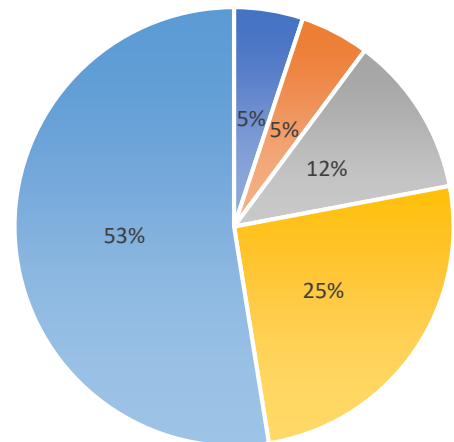
Expended Resources By Incident Relevance

The graphs below show which issues Sheriff's ranked most to least by relevance.

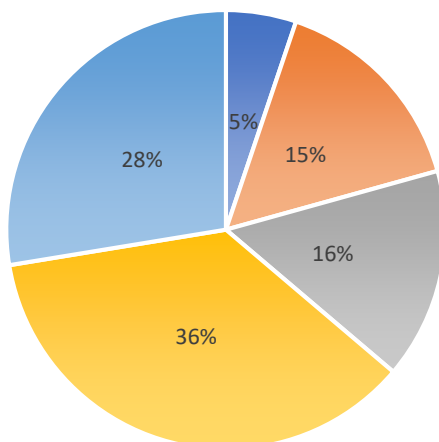
Most Relevant (1)



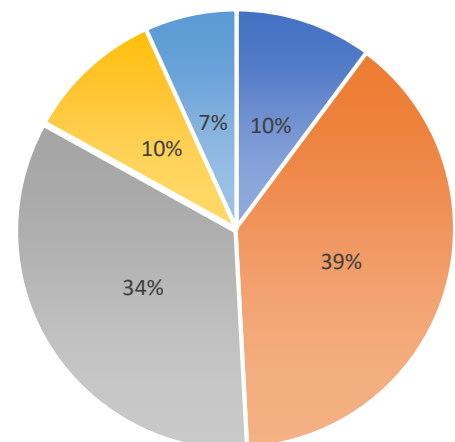
Second Most Relevant (2)



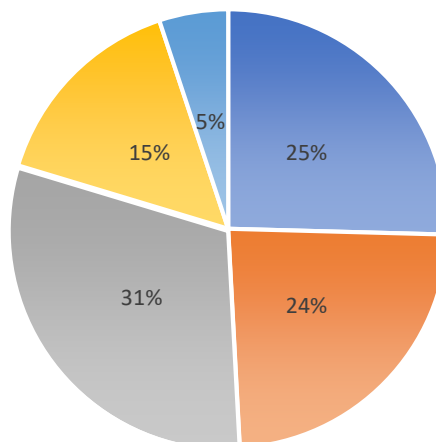
Third Most Relevant (3)



Second to Least Relevant (4)



Least Relevant (5)



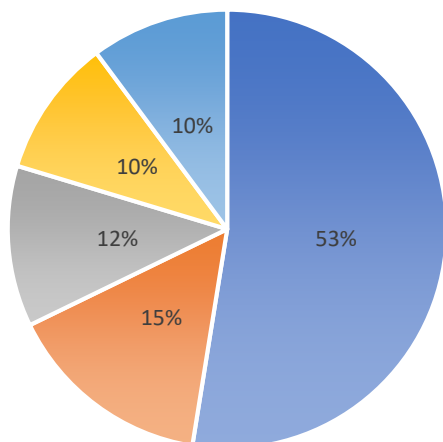
■ Distribution of Drugs ■ Digital Evidence ■ Sexual Assaults ■ Mental Health Issues ■ Theft and Fraud



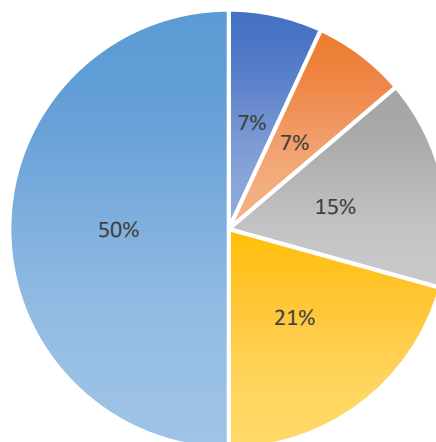
Prevention Efforts by Incident Relevance

The graphs below show which issues Sheriff's ranked most to least by relevance.

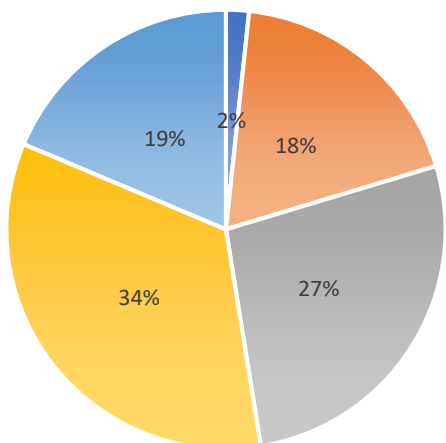
Most Relevant (1)



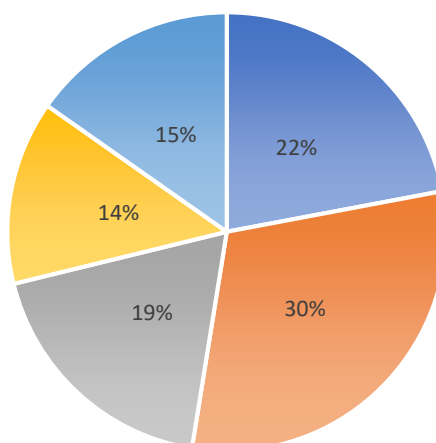
Second Most Relevant (2)



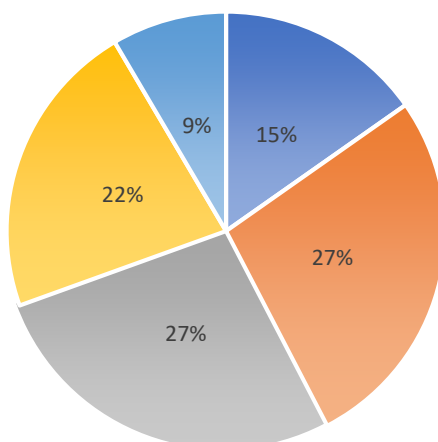
Third Most Relevant (3)



Second to Least Relevant (4)



Least Relevant (5)



■ Distribution of Drugs ■ Digital Evidence ■ Sexual Assaults ■ Mental Health Issues ■ Theft and Fraud



County Municipalities

Municipalities in Counties	
Office	# of Municipalities located in the County
Aurora County	3
Beadle County	7
Bennett County	3
Bon Homme County	5
Brookings County	7
Brown County	11
Brule County	2
Buffalo County	0
Butte County	4
Campbell County	4
Charles Mix County	8
Clark County	6
Clay County	3
Codington County	5
Corson County	3
Custer County	5
Davison County	2
Day County	1
Deuel County	7
Dewey County	3
Edmunds County	5
Fall River County	3
Faulk County	9
Gregory County	6
Hamlin County	6
Hand County	5
Hanson County	3
Harding County	2
Hughes County	2
Hutchinson County	4
Jerauld County	3
Jones County	2
Kingsbury County	9
Lake County	3
Lawrence County	6
Lincoln County	9
Lyman County	7
Marshall County	5
McCook County	5
McPherson County	5
Meade County	4
Mellette County	2
Miner County	4
Minnehaha County	11
Moody County	5
Pennington County	12
Perkins County	2
Potter County	4
Sanborn County	4
Spink County	10
Stanley County	1
Sully County	2
Todd County	1
Tripp County	9
Turner County	10
Union County	5
Walworth County	6
Yankton County	5
Ziebach County	2



Office Contracts

Municipalities Without Contract		
Office	# of Municipalities Population Under 1,000 Not Under Contract	Law Enforcement is provided by:
Aurora County	0	
Beadle County	4	Routine Patrol
Bennett County	3	PD; Routine Patrol
Bon Homme County	2	Police Department
Brookings County	3	On Call; Routine Patrol
Brown County	9	On Call
Brule County	1	If Called Out
Buffalo County	1	On Call; Federal Law Enforcement
Butte County	1	Routine Patrol
Campbell County	0	
Charles Mix County	5	On Call; Routine Patrol
Clark County	0	Police Department; Routine Patrol; On Call
Clay County	0	
Codington County	0	
Corson County	1	Routine Patrol
Custer County	4	Routine Patrol
Davison County	1	On Call; Routine Patrol
Day County	5	Routine Patrol
Deuel County	1	On Call
Dewey County	1	On Call
Edmunds County	5	Routine Patrol
Fall River County	5	Routine Patrol
Faulk County	8	On Call; Routine Patrol
Gregory County	5	Police Department; Routine Patrol
Hamlin County	3	Police Department
Hand County	5	Police Department
Hanson County	1	Routine Patrol
Harding County	0	
Hughes County	2	Routine Patrol
Hutchinson County	4	Police Departments
Jerauld County	1	On Call; Routine Patrol
Jones County	2	Police Department; On Call
Kingsbury County	5	On Call; Routine Patrol
Lake County	0	
Lawrence County	3	Police Department; Routine Patrol
Lincoln County	2	Police Department
Lyman County	7	Federal Law Enforcement; Routine Patrol; On Call; Other: Oacoma has contract w/Chamberlain
Marshall County	0	
McCook County	0	
McPherson County	3	On Call; Routine Patrol
Meade County	1	Police Department
Mellette County	1	On Call
Miner County	3	On Call; Routine Patrol
Minnehaha County	1	Police Department
Moody County	0	
Pennington County	2	Routine Patrol
Perkins County	0	
Potter County	2	On Call; Routine Patrol
Sanborn County	3	On Call; Routine Patrol
Spink County	9	On Call; Routine Patrol
Stanely County	0	
Sully County	1	On Call; Routine Patrol
Todd County	0	
Tripp County	9	On Call
Turner County	2	Police Department; On Call
Union County	2	Police Department
Walworth County	6	On Call; Routine Patrol
Yankton County	5	On Call; Routine Patrol
Ziebach County	1	Routine Patrol



Office Contracts

Municipalities With Contracts					
Office	# of Municipalities under Contract	Municipalities under Contract	Payment	Contract Length	Hours/ Month
Aurora County	3	White Lake, Stickney, Plankinton	Formula with population and city budget	Year-Round	120
Beadle County	3	Wolsey, Hitchcock, Cavour	Unknown	Year-Round	Unknown
Bennett County	0				
Bon Homme County	3	Tabor, Avon, Scotland	\$6,250/yr	Year-Round	40
Brookings County	4	Volga, White, Aurora, Elkton	Volga \$114,497.40/yr; White \$19,147.80/yr; Aurora \$19,147.80/yr; Elkton \$34,349.20/yr	Year-Round	392
Brown County	1	Hecla	\$6,455/yr	Year-Round	25
Brule County	0				
Buffalo County	0				
Butte County	3	Newell, Nisland, Fruitdale	Newell \$48,000/yr ; Nisland \$3,800/yr ; Fruitdale \$1,500/yr	Year-Round	50
Campbell County	3	Herried, Pollock, Mound City	Herried \$23,493.64/yr; Pollock \$19,578.04/yr; Mound City \$3,915.61/yr	Year-Round	40
Charles Mix County	2	Lakes Andes, Pickstown	Lake Andres \$108,000/yr; Pickstown \$35/hr Seasonally	Year-Round	420
Clark County	0				
Clay County	2	Wakonda, Irene	Wakonda \$15,000/yr; Irene \$50,000/yr	Year-Round	182
Codington County	5		Not Reported		
Corson County	2	McIntosh, McLaughlin	McIntosh \$20,000/yr; McLaughlin \$89,000/yr	Year-Round	170
Custer County	1	Custer	\$375,000/yr	Year-Round	720
Davison County	2	Mount Vernon, Easton	\$30.00/day	Year-Round	20
Day County	0				
Deuel County	6	Clear Lake, Gary, Brandt, Toronto, Astoria, Goodwin	\$38.68/hr	Year-Round	2,340
Dewey County	1	Timber Lake	60,000/yr	Year-Round	160
Edmunds County	0				
Fall River County	1	Edgemont	\$115,000/yr	Year-Round	120
Faulk County	1	Faulton	\$38,000/yr	Year-Round	125
Gregory County	0				
Hamlin County	3	Bryant, Castlewood, Estelline	Bryant \$23,400/yr; Castlewood \$39,000/yr; Estelline \$46,800/yr	Year-Round	80
Hand County	0				
Hanson County	2	Alexandria, Emery	Alexandria \$14,400/yr; Emery \$12,000/yr	Year-Round	80
Harding County	1	Buffalo	\$60,000/yr	Year-Round	80
Hughes County	0				
Hutchinson County	0				
Jerauld County	2	Wessington Springs, Alpena	Wessington Springs \$100,000/yr; Alpena \$40,000/yr	Year-Round	Varies
Jones County	0				
Kingsbury County	4	Arlington, Lake Preston, Oldham, DeSmet	\$25.56/hr	Year-Round	456
Lake County	0				
Lawrence County	0				
Lincoln County	1	Harrisburg	\$35/hr	Year-Round	504
Lyman County	0				
Marshall County	5	Britton, Edan, Lake City, Langford, Veblen	Britton \$201,002/yr; Eden \$13,385; Lake City \$9,475; Langford \$43,234; Veblen \$47,197	Year-Round	146
McCook County	5	Salem, Spencer, Montrose, Canistota, Bridgewater	\$32.50/hr	Year-Round	470
McPherson County	2	Eureka, Leola	\$45,000/yr	Year-Round	240
Meade County	0				
Mellette County	1	White River	\$60,000/yr	Year-Round	700
Miner County	1	Howard	\$86,520/yr	Year-Round	180
Minnehaha County	8	Baltic, Colton, Crooks, Del Rapids, Garretson, Hartford, Humboldt, Valley Springs	\$34.72/hr	Year-Round	1,750
Moody County	4	Colman, Egan, Trent, Ward	\$40.40/hr	Year-Round	120
Pennington County	4	Wall, New Underwood, Hill City, Keystone	Wall \$130,000/yr; New Underwood \$54,000/yr; Hill City \$140,000/yr; Keystone \$80,000/yr	Year-Round	1,200
Perkins County	2	Lemmon, Bison	Lemmon \$226,500/yr; Bison \$18,000/yr	Year-Round	730
Potter County	1	Hoven	\$26,000/yr	Year-Round	80
Sanborn County	1	Woonsocket	\$25,000/yr	Year-Round	80
Spink County	1	Redfield	\$325,000/yr	Year-Round	720
Stanley County	1	Ft. Pierre	52% of the total budget	Year-Round	
Sully County	1	Onida	\$61,230/yr	Year-Round	200
Todd County	0				
Tripp County	0				
Turner County	6	Parker, Marion, Chancellor, Hurley, Monroe, Davis	\$37.55/hr	Year-Round	310
Union County	0				
Walworth County	0				
Yankton County	0				
Ziebach County	1	Dupree	\$25,000/yr	Year-Round	180



Office Contracts

Federal Contracts				
Office	Contract to Provide Services for Federal Agency?	Type of Service	Contract Length	Hours per Month
Aurora County	No			
Beadle County	No			
Bennett County	No			
Bon Homme County	No			
Brookings County	No			
Brown County	No			
Brule County	No			
Buffalo County	No			
Butte County	No			
Campbell County	No			
Charles Mix	No			
Clark County	No			
Clay County	No			
Codington County	Not Reported			
Corson County	No			
Custer County	Yes	Patrol of Federal Owned Property	Seasonally	
Davison County	No			
Day County	No			
Deuel County	No			
Dewey County	No			
Edmunds County	No			
Fall River County	Yes	Patrol of Federal Owned Property	Seasonally	
Faulk County	No			
Gregory County	No			
Hamlin County	No			
Hand County	No			
Hanson County	No			
Harding County	Yes	Patrol of Federal Owned Property	Seasonally	
Hughes County	No			
Hutchinson County	No			
Jerauld County	No			
Jones County	No			
Kingsbury County	No			
Lake County	No			
Lawrence County	Yes	Patrol of Federal Owned Property	Seasonally	
Lincoln County	No			
Lyman County	No			
Marshall County	No			
McCook County	No			
McPherson County	No			
Meade County	No			
Mellette County	No			
Miner County	No			
Minnehaha County	No			
Moody County	No			
Pennington County	Yes	Patrol of Federal Owned Property	Seasonally	
Perkins County	No			
Potter County	No			
Sanborn County	No			
Spink County	No			
Stanley County	No			
Sully County	No			
Todd County	No			
Tripp County	No			
Turner County	No			
Union County	Yes	Jail Administration	Year Round	672
Walworth County	No			
Yankton County	No			
Ziebach County	No			



Office Warrants

Warrants										
Office	In County		Out of County		Pending	Extradition Costs	Personnel assigned to processing warrants			
	Received	Served	Received	Served			Full-Time Officers	Part-Time Officers	Full-Time Civilian	Part-Time Civilian
Aurora County	40	50	20	15	500	\$1,025	3		1	
Beadle County	91	Unknown	35	20	973	\$7,500			2	
Bennett County	138	132	Not Reported	Not Reported	211	Not Reported	Not Reported			
Bon Homme County	59	12	5	5	279	Unknown	3			
Brookings County	2,032	1,807	68	Unknown	787	\$4,474		1	1	
Brown County	1,322	1,263	45	35	1,714	\$2,200			4	
Brule County	47	137	0	0	338	\$4,280			1	
Buffalo County	17	3	17	3	25	\$0	1			
Butte County	329	258	10	15	257	\$97	5		3	1
Campbell County	4	3	0	0	0	\$0	3			
Charles Mix County	702	200	0	0	718	\$10,500	1			
Clark County	13	10	2	2	73	\$0	3			
Clay County	599	403	23	23	1,336	\$4,844	7		1	1
Codington County	1,130	943	Not Reported	Not Reported	Not Reported	\$38,000	1			
Corson County	10	5	8	8	65	\$0	4			
Custer County	Unknown						Not specifically assigned			
Davison County	784	776	227	259	1,710	\$337			1	2
Day County	109	103	25	12	296	Unknown	4			
Deuel County	37	Unknown	4	3	237	\$0			1	1
Dewey County	3	3	2	2	0	\$0	2			
Edmunds County	48	36	23	20	238	Unknown			2	
Fall River County	Not Reported						Not Reported			
Faulk County	20	15	6	6	76	\$0		1		
Gregory County	16	15	5	5	89	\$0				
Hamlin County	28	19	16	10	64	\$0	6			
Hand County	10	8	4	2	58	\$0	3			
Hanson County	19	0	3	5	285	\$250	3			
Harding County	4	4	1	1	25	\$700			1	
Hughes County	703	502	5	2	1,534	\$8,000	0	0	0	0
Hutchinson County	Unknown						1			
Jerauld County	5	9	11	8	60	\$0				
Jones County	Unknown						0	0		
Kingsbury County	16	12	5	0	71	\$0	5			
Lake County	289	220	Unknown		203	\$4,500	Not specifically assigned			
Lawrence County	841	829	Unknown		190	\$0			1	
Lincoln County	Not Reported	254	Not Reported	Not Reported	1,321	Not Reported	1			
Lyman County	29	26	5	5	180	\$1,200			1	
Marshall County	61	45	11	2	16	\$0	7	1		
McCook County	240	200	36	36	150	\$0	8		1	
McPherson County	14	11	9	9	15	\$0	4			
Meade County	825	651	262	262	131	\$3,500	18	4	10	6
Mellette County	Unknown	Unknown	0	0	14	\$0	3			
Miner County	20	18	30	10	16	\$0	3			
Minnehaha County	18,281	15,268	0	318	12,218	\$122,193	5		3	
Moody County	426	173	Unknown	Unknown	507	Unknown	Not specifically assigned			
Pennington County	9,872	6,070	60	55	5,732	\$70,878	4	0	4	1
Perkins County	12	9	3	3	67	\$0	1			
Potter County	20	19	5	5	104	\$0			1	
Sanborn County	7	4	Unknown	Unknown	15	\$0	3	1		
Spink County	Unknown				325	\$4,500	9			
Stanley County	76	42	10	5	34	\$3,050	5	2	1	
Sully County	8	Unknown	Unknown	Unknown	122	\$0	1			
Todd County	Unknown						Not specifically assigned			
Tripp County	100	20	40	10	275	\$0			1	
Turner County	80	69	3	3	11	\$0	7	7		
Union County	362	319	3	1	4,011	\$985	9	0	8	1
Walworth County	180	203	30	21	3,100	\$3,700	4	1		
Yankton County	939	795	156	141	1,757	\$3,000			12	2
Ziebach County	2	2	2	2	12	\$0	3			



Office Civil Processing

Civil Process				
Office	Papers Served	Civil Fees Collected	Mileage Fees Collected	Total Execution Amount Collected
Aurora County	154	\$5,490	\$1,061	\$4,810
Beadle County	3,600	\$40,180	\$3,400	\$10,500
Bennett County	55	\$987	Not Reported	Not Reported
Bon Homme County	561	\$21,614	Unknown	Unknown
Brookings County	2,372	\$96,193	\$11,678	\$41,914
Brown County	4,696	\$130,652	Unknown	\$23,395
Brule County	419	\$10,475	\$500	\$0
Buffalo County	13	\$750	\$150	\$1,800
Butte County	1,342	\$62,233	\$4,117	\$20,726
Campbell County	33	\$1,373	\$305	\$95
Charles Mix County	473	\$15,958	\$5,262	\$1,063
Clark County	215	\$10,957	Unknown	\$80,000
Clay County	1,186	\$33,439	\$2,712	\$2,365
Codington County	2,784	\$97,556	Not Reported	\$13,768
Corson County	133	\$4,820	\$1,782	\$0
Custer County	828	\$20,571	\$3,479	\$2,090
Davison County	2,450	\$75,500	\$7,000	\$4,140
Day County	537	\$11,475	\$849	\$4,945
Deuel County	298	\$11,354	Unknown	\$16,114
Dewey County	57	\$1,389	N/R	\$42
Edmunds County	212	\$5,931	\$1,623	\$8,643
Fall River County	569	\$12,462	\$1,821	Not Reported
Faulk County	109	\$2,490	\$914	\$1,365
Gregory County	344	\$8,483	\$8,483	\$0
Hamlin County	339	\$12,000	\$9,375	\$14,518
Hand County	Not Reported			
Hanson County	190	\$7,200	\$854	\$2,565
Harding County	43	\$1,100	\$123	\$143
Hughes County	2,228	\$65,936	\$6,000	\$13,166
Hutchinson County	Unknown			
Jerauld County	125	\$60,000	\$900	\$109,000
Jones County	Unknown			
Kingsbury County	279	\$12,393	\$2,905	\$0
Lake County	920	\$19,754	\$5,090	\$28,844
Lawrence County	2,519	\$61,764	\$11,588	\$27,080
Lincoln County	1,718	\$86,027	\$19,013	Unknown
Lyman County	132	\$4,786	\$785	\$43,182
Marshall County	274	\$10,010	\$1,267	\$176,802
McCook County	377	\$15,105	\$4,026	\$950
McPherson County	160	\$5,855	\$246	\$13,063
Meade County	2,366	\$48,872	\$18,904	\$22,497
Mellette County	87	\$0	Unknown	\$0
Miner County	165	\$7,410	\$1,028	\$271
Minnehaha County	7,851	\$245,637	\$34,394	\$627,532
Moody County	626	\$18,311	Unknown	\$2,703
Pennington County	5,844	\$221,706	\$24,097	\$234,012
Perkins County	141	\$4,815	\$2,199	\$1,039
Potter County	100	\$14,089	\$4,691	\$2,831
Sanborn County	330	\$7,900	\$2,000	\$53,000
Spink County	811	\$27,388	Unknown	\$3,795
Stanley County	229	\$8,210	\$250	\$0
Sully County	58	\$5,371	\$662	\$13,550
Todd County	Unknown			
Tripp County	350	\$6,000	\$1,000	\$10,000
Turner County	793	\$31,761	\$4,500	\$19,481
Union County	671	\$26,566	\$15,236	\$5,122
Walworth County	382	\$18,494	\$4,400	\$10,003
Yankton County	3,467	\$114,557	\$5,403	\$123,642
Ziebach County	10	\$250	\$70	\$0



Office Executions

Executions Handled Based on Amount of Fees Returned to County Treasurer							
Office	Fully Satisfied	Partially Satisfied	Unsatisfied	Pending	No Action	Carried Over	Total # of Executions
Aurora County	2		3				5
Beadle County	3	3	18	1	20	0	45
Bennett County	Not Reported						0
Bon Homme County	Cannot split them out						12
Brookings County	17	0	46	0	0	4	67
Brown County	14	13	46	7	0	3	80
Brule County	Unknown						
Buffalo County	1		4				5
Butte County	8	10	47	7	5	7	77
Campbell County			1				1
Charles Mix County	1	0	10	0	0	0	11
Clark County	0	1	7	2	0	1	11
Clay County	2	2	25	4	0	4	37
Codington County	Cannot split them out						73
Corson County	0	0	1	0	0	0	1
Custer County	4	6	6	1	4	0	21
Davison County	18	5	39	8	0	2	72
Day County	5	0	10	0	0	0	15
Deuel County	4	0	1	0	0	0	5
Dewey County			2				2
Edmunds County	7	5	9	0	0	12	33
Fall River County	Not Reported						0
Faulk County	3	0	2	0	0	0	5
Gregory County	0	1	3	0	0	0	4
Hamlin County	4	0	4	0	2	0	10
Hand County	Not Reported						0
Hanson County	1	1	7	2	0	5	16
Harding County	1	0	2	0	0	0	3
Hughes County	8	3	17	0	0	0	28
Hutchinson County	Unknown						
Jerauld County	1	1	7	2	0	2	13
Jones County	Unknown						
Kingsbury County	0	0	14	0	0	0	14
Lake County	4	2	14	0	0	0	20
Lawrence County	54	1	33	0	0	1	89
Lincoln County	23	14	79				122
Lyman County	2	0	0	0	0	0	2
Marshall County	8	2	3	0	0	1	14
McCook County	0	0	10	0	0	0	10
McPherson County	2	1	4	0	0	2	9
Meade County	9	3	74	0	0	11	97
Mellette County	0	0	0	0	0	0	0
Miner County	0	4	7	1	0	0	12
Minnehaha County	91	102	358	11	0	0	562
Moody County	1	1	8	1	0	0	11
Pennington County	56	26	208	0	68	44	402
Perkins County	1	0	2	0	0	0	3
Potter County	2	0	4	2	0	0	8
Sanborn County	5	2	4	1	3	0	15
Spink County	1	0	8	0	0	0	9
Stanley County	0	0	5	0	5	0	10
Sully County	1	1	0	0	0	0	2
Todd County	Unknown						
Tripp County	0	2	5	2	0	0	9
Turner County	6	1	16	0	0	0	23
Union County	2	2	12	0	0	1	17
Walworth County	Unknown						
Yankton County	2	1	35	0	0	1	39
Ziebach County	0	0	0	0	0	0	0



Office Taxes Collected

Delinquent Taxes Collected by both State and Gov'n't Offices						
Office	Property Taxes	Mobile Home Taxes	Sales and Unempl. Taxes	No Breakdown	Total Delinquent Taxes Collected	Constable aid
Aurora County	\$0	\$0	\$1,736	\$0	\$1,736	No
Beadle County	\$5,700	\$1,800	\$1,500	\$0	\$9,000	No
Bennett County	Not Reported				\$0	No
Bon Homme County	Unknown					No
Brookings County	\$0	\$5,600	\$0	\$14,525	\$20,125	No
Brown County				\$23,395	\$23,395	No
Brule County	\$0	\$0	\$0	\$0	\$0	No
Buffalo County			\$350		\$350	No
Butte County	\$0	\$11,181	\$11,855	\$339	\$23,375	No
Campbell County	\$0	\$0	\$0	\$0	\$0	No
Charles Mix County	\$0	\$1,929	\$3,459	\$0	\$5,388	No
Clark County	Included in Executions					No
Clay County	\$0	\$8,293	\$37,175	\$972	\$46,441	No
Codington County	Not Reported				\$0	No
Corson County	\$0	\$0	\$0	\$0	\$0	No
Custer County	Unknown					No
Davison County	\$0	\$1,777	\$17,335	\$0	\$19,112	No
Day County	\$0	\$576	\$1,995	\$0	\$2,571	Yes
Deuel County	Unknown					No
Dewey County	\$0	\$0	\$0	\$0	\$0	No
Edmunds County	\$0	\$0	\$67,217	\$0	\$67,217	No
Fall River County	Not Reported				\$0	Not Reported
Faulk County	\$0	\$0	\$0	\$0	\$0	No
Gregory County	\$0	\$0	\$2,000	\$0	\$2,000	No
Hamlin County	\$0	\$1,585	\$20,838	\$0	\$22,423	No
Hand County	Not Reported				\$0	No
Hanson County	\$0	\$0	\$0	\$0	\$0	No
Harding County	\$0	\$0	\$2,289	\$0	\$2,289	No
Hughes County	\$0	\$7,890	\$1,617	\$2,783	\$12,290	No
Hutchinson County	\$0	\$0	Unknown	\$0	\$0	No
Jerauld County	\$0	\$0	\$2,500	\$0	\$2,500	No
Jones County	\$0	\$0	\$0	\$0	\$0	No
Kingsbury County	\$0	\$0	\$2,578	\$248	\$2,826	No
Lake County	\$0	\$4,294	\$0	\$2,310	\$6,604	No
Lawrence County	Unknown					No
Lincoln County	Unknown					No
Lyman County	\$0	\$0	\$0	\$0	\$0	No
Marshall County	\$0	\$0	\$2,720	\$377	\$3,097	No
McCook County	\$0	\$0	\$0	\$0	\$0	No
McPherson County	\$0	\$0	\$0	\$0	\$0	No
Meade County	\$0	\$15,208	\$13,417	\$0	\$28,624	No
Mellette County	\$0	\$0	\$0	\$0	\$0	No
Miner County	\$0	\$0	\$3,000	\$0	\$3,000	No
Minnehaha County	\$0	\$108,250	\$203,158	\$0	\$311,408	No
Moody County	\$0	\$0	\$0	\$0	\$0	No
Pennington County	\$0	\$75,542	\$92,889	\$2,001	\$170,431	No
Perkins County	\$0	\$0	\$4,056	\$0	\$4,056	No
Potter County	\$0	\$2,379	\$4,390	\$0	\$6,769	Yes
Sanborn County	\$0	\$970	\$0	\$0	\$970	No
Spink County	\$0	\$322	\$0	\$0	\$322	No
Stanley County	Not divided out				\$2,000	No
Sully County	\$0	\$0	\$0	\$0	\$0	No
Todd County	Unknown					No
Tripp County	\$500	\$200	\$0	\$0	\$700	No
Turner County	\$269	\$539	\$446	\$5,246	\$6,500	No
Union County	\$0	\$625	\$0	\$9,267	\$9,892	No
Walworth County	Unknown					No
Yankton County	\$0	\$10,226	\$9,648	\$0	\$19,874	No
Ziebach County	\$0	\$0	\$0	\$0	\$0	No



Office Canines

Canines (K-9)				
Office	# of Canines Owned	Plan to Purchase w/in Next 2 Yrs	Primary Use:	Used for Search & Rescue
Aurora County	0	No		
Beadle County	0	No		
Bennett County	0	Not Reported		
Bon Homme County	0	No		
Brookings County	1	No	Patrol Work	No
Brown County	0	No		
Brule County	0	No		
Buffalo County	0	No		
Butte County	0	No		
Campbell County	0	No		
Charles Mix County	0	No		
Clark County	0	No		
Clay County	0	No		
Codington County	0	Not Reported		
Corson County	1	No	Drug Detection Work	No
Custer County	0	No		
Davison County	0	No		
Day County	0	TBD		
Deuel County	1	No	Drug Detection Work	No
Dewey County	0	No		
Edmunds County	0	No		
Fall River County	0	No		
Faulk County	0	No		
Gregory County	0	TBD		
Hamlin County	0	No		
Hand County	0	Yes		
Hanson County	0	No		
Harding County	0	No		
Hughes County	0	No		
Hutchinson County	0	No		
Jerauld County	1	No	Drug Detection Work	Yes
Jones County	0	No		
Kingsbury County	1	No	Drug Detection Work	No
Lake County	1	No	Drug Detection Work	No
Lawrence County	0	No		
Lincoln County	0	TBD		
Lyman County	0	No		
Marshall County	0	No		
McCook County	1	No	Drug Detection Work	No
McPherson County	0	No		
Meade County	0	No		
Mellette County	0	No		
Miner County	0	Yes		
Minnehaha County	0	No		
Moody County	0	No		
Pennington County	0	No		
Perkins County	0	No		
Potter County	0	No		
Sanborn County	0	No		
Spink County	1	No	Drug Detection Work	No
Stanley County	0	No		
Sully County	0	No		
Todd County	0	No		
Tripp County	0	No		
Turner County	0	No		
Union County	0	No		
Walworth County	0	No		
Yankton County	0	No		
Ziebach County	0	TBD		



Office Trainings

Trainings					
Office	Hours Required of Advanced Training/yr	# of Advanced Training Hrs on Average/Deputy	Frequency for Officers to Qualify with Firearms	Frequency for Officers to qualify for NARCAN	# of times NARCAN was deployed
Aurora County	20	30	Yearly	None	0
Beadle County	40	30	Yearly	Yearly	0
Bennett County	40	40	Yearly	Not Reported	0
Bon Homme County	None	20	Semi-Annually	One Time	0
Brookings County	20	20	Yearly	Yearly	0
Brown County	25	25	Yearly	TBD	0
Brule County	20	20	Yearly	Yearly	0
Buffalo County	None	None	None	None	0
Butte County	20	20	Yearly	Yearly	0
Campbell County	15	7.5	Yearly	Every 2 Years	0
Charles Mix County	20	25	Yearly	Yearly	0
Clark County	20	35	Semi-Annually	Yearly	0
Clay County	50	65	Semi-Annually	Yearly	0
Codington County	10	40	Semi-Annually	Not Reported	0
Corson County	20	30	Yearly	Yearly	0
Custer County	None	80	Yearly	One Time	1
Davison County	40	20	Semi-Annually	Yearly	0
Day County	30	30	Yearly	Yearly	0
Deuel County	20	20	Yearly	Yearly	0
Dewey County	20	20	Yearly	Yearly	0
Edmunds County	None	20	Yearly	TBD	0
Fall River County	20	20	Yearly	Not Reported	
Faulk County	40	8	Yearly	Yearly	0
Gregory County	None	20-25	Yearly	One Time	0
Hamlin County	40	40	Yearly	Yearly	0
Hand County	20	20	Yearly	Yearly	0
Hanson County	None	30	Quarterly	2 Yrs	0
Harding County	None	6	Bi-Annually	N/A	
Hughes County	20	35	Yearly	Yearly	0
Hutchinson County	None	20	Yearly	In Progress	
Jerauld County	None	20	Yearly	N/A	
Jones County	None	20	Yearly	N/A	
Kingsbury County	20	20	Yearly	Yearly	0
Lake County	None	16	Yearly	Yearly	0
Lawrence County	20	20	Yearly	Yearly	0
Lincoln County	40	40	Yearly	Yearly	0
Lyman County	20	20	Yearly	N/A	
Marshall County	20	20	Yearly	Yearly	0
McCook County	20	40	Semi-Annually	Yearly	0
McPherson County	20	20	Yearly	Yearly	0
Meade County	20	40	Yearly	Yearly	2
Mellette County	None	20	Yearly	One Time	0
Miner County	None	20	Yearly	Yearly	0
Minnehaha County	36	45	Yearly	3 Yrs	2
Moody County	None	20	Yearly	Semi-Annually	0
Pennington County	40	80	Yearly	N/A	
Perkins County	20	24	Yearly	Yearly	0
Potter County	20	20	Yearly	Yearly	0
Sanborn County	20	40	Yearly	Yearly	0
Spink County	20	20	Yearly	Yearly	3
Stanley County	20	20	Yearly	N/A	
Sully County	None	8	Yearly	One Time	0
Todd County	None	40	Yearly	N/A	
Tripp County	None	40	Yearly	Yearly	0
Turner County	40	20	Yearly	Yearly	0
Union County	None	8	Yearly	Yearly	0
Walworth County	None	25	Yearly	Quarterly	0
Yankton County	20	30	Yearly	One Time	0
Ziebach County	20	20	Semi-Annually	N/A	



Office Written Policies

Written Policies									
Office	Pursuit Driving	Best Fit Description of Policy	Use of Deadly Force	Arrest for Violations of Protection or Stalking Order	Best Fit Description of Policy	Required Sworn Officers to Wear Protection Body Armor	Does Office Provide The Body Armor	Use of Electric Conductive Devices	NARCAN
Aurora County	Yes	Decision left to officer's discretion	Yes	Yes	Mandatory Arrest	Yes	Yes	Yes	No
Beadle County	Yes	Decision left to supervisor's discretion	Yes	Yes	Mandatory Arrest	Yes	Yes	Yes	No
Bennett County	Yes	Decision left to officer's discretion	Yes	Yes	Not Reported	Yes	Yes	Yes	No
Bon Homme County	Yes	Decision left to officer's discretion	Yes	Yes	Mandatory Arrest	No		Yes	No
Brookings County	Yes	Restricted criteria based on speed/offense, etc	Yes	Yes	Pro-arrest Policy	Yes	Yes	Yes	No
Brown County	Yes	Decision left to supervisor's discretion	Yes	Yes	Mandatory Arrest	Yes	Yes	Yes	No
Brule County	Yes	Decision left to supervisor's discretion	Yes	Yes	Mandatory Arrest	Yes	Yes	Yes	Yes
Buffalo County	No		No	No		No		No	No
Butte County	Yes	Decision left to supervisor's discretion	Yes	Yes	Pro-arrest Policy	Yes	Yes	Yes	No
Campbell County	Yes	Decision left to supervisor's discretion	Yes	Yes	Mandatory Arrest	Yes	Yes	Yes	Yes
Charles Mix County	Yes	Decision left to supervisor's discretion	Yes	Yes	Mandatory Arrest	Yes	Yes	Yes	No
Clark County	Yes	All Vehicle Pursuits are Discouraged	Yes	Yes	Pro-arrest Policy	Yes	Yes	Yes	No
Clay County	Yes	Restricted criteria based on speed/offense, etc	Yes	Yes	Mandatory Arrest	Yes	Yes	Yes	No
Codington County	Yes	Restricted criteria based on speed/offense, etc	Yes	No		Yes	Yes	Yes	No
Corson County	Yes	Restricted criteria based on speed/offense, etc	Yes	Yes	Mandatory Arrest	Yes	Yes	Yes	No
Custer County	Yes	Restricted criteria based on speed/offense, etc	Yes	Yes	Mandatory Arrest	Yes	Yes	Yes	Yes
Davison County	Yes	Restricted criteria based on speed/offense, etc	Yes	Yes	Mandatory Arrest	Yes	Yes	Yes	Yes
Day County	Yes	Decision left to supervisor's discretion	Yes	Yes	Mandatory Arrest	Yes	Yes	Yes	Yes
Deuel County	Yes	Decision left to supervisor's discretion	Yes	Yes	Mandatory Arrest	Yes	Yes	Yes	No
Dewey County	Yes	Decision left to supervisor's discretion	Yes	Yes	Mandatory Arrest	Yes	Yes	Yes	Yes
Edmunds County	Yes	Decision left to supervisor's discretion	Yes	Yes	Mandatory Arrest	Yes	Yes	Yes	No
Fall River County	Yes	All Vehicle Pursuits are Discouraged	Yes	Yes	Mandatory Arrest	No		No	No
Faulk County	Yes	Decision left to supervisor's discretion	Yes	Yes	Mandatory Arrest	Yes	Yes	Yes	Yes
Gregory County	Yes	Decision left to officer's discretion	Yes	No		No		Yes	No
Hamlin County	Yes	Decision left to officer's discretion	Yes	No		Yes	Yes	Yes	No
Hand County	Yes	Restricted criteria based on speed/offense, etc	Yes	Yes	Mandatory Arrest	Yes	No	Yes	Yes
Hanson County	Yes	Decision left to supervisor's discretion	Yes	No		Yes	Yes	Yes	Yes
Harding County	No		Yes	Yes	Mandatory Arrest	Yes	Yes	No	No
Hughes County	Yes	Decision left to supervisor's discretion	Yes	No		No		Yes	No
Hutchinson County	Yes	Restricted criteria based on speed/offense, etc	Yes	No		No		Yes	No
Jerauld County	Yes	Restricted criteria based on speed/offense, etc	Yes	Yes	Mandatory Arrest	Yes	Yes	Yes	No
Jones County	Yes	Restricted criteria based on speed/offense, etc	Yes	No		No		No	No
Kingsbury County	Yes	Decision left to supervisor's discretion	Yes	Yes	Mandatory Arrest	Yes	Yes	Yes	Yes
Lake County	Yes	Decision left to supervisor's discretion	Yes	Yes	Pro-arrest Policy	No		Yes	Yes
Lawrence County	Yes	Restricted criteria based on speed/offense, etc	Yes	Yes	Mandatory Arrest	Yes	Yes	Yes	Yes
Lincoln County	Yes	Decision left to supervisor's discretion	Yes	No		Yes	Yes	Yes	No
Lyman County	Yes	All Vehicle Pursuits are Discouraged	Yes	Yes	Pro-arrest Policy	No		Yes	No
Marshall County	Yes	All Vehicle Pursuits are Discouraged	Yes	Yes	Mandatory Arrest	Yes	Yes	Yes	Yes
McCook County	Yes	Restricted criteria based on speed/offense, etc	Yes	Yes	Mandatory Arrest	Yes	Yes	Yes	No
McPherson County	Yes	Decision left to supervisor's discretion	Yes	Yes	Mandatory Arrest	Yes	Yes	Yes	Yes
Meade County	Yes	All are applicable	Yes	Yes	Mandatory Arrest	Yes	Yes	Yes	Yes
Mellette County	No		No	No		No		No	No
Miner County	Yes	Restricted criteria based on speed/offense, etc	Yes	No		Yes	Yes	Yes	No
Minnehaha County	Yes	Restricted criteria based on speed/offense, etc	Yes	Yes	Mandatory Arrest	Yes	Yes	Yes	Yes
Moody County	Yes	Decision left to supervisor's discretion	Yes	No		Yes	Yes	Yes	No
Pennington County	Yes	Decision left to officer's discretion	Yes	No		Yes	Yes	Yes	No
Perkins County	Yes	Restricted criteria based on speed/offense, etc	Yes	Yes	Mandatory Arrest	Yes	Yes	Yes	No
Potter County	Yes	Restricted criteria based on speed/offense, etc	Yes	Yes	Pro-arrest Policy	Yes	Yes	Yes	Yes
Sanborn County	Yes	Decision left to officer's discretion	Yes	Yes	Pro-arrest Policy	No		Yes	No
Spink County	Yes	Decision left to officer's discretion	Yes	Yes	Pro-arrest Policy	Yes	Yes	Yes	No
Stanley County	Yes	Restricted criteria based on speed/offense, etc	Yes	No		No		Yes	No
Sully County	Yes	Decision left to supervisor's discretion	Yes	Yes	Mandatory Arrest	Yes	Yes	Yes	Yes
Todd County	Yes	All Vehicle Pursuits are Discouraged	Yes	No		No		No	No
Tripp County	Yes	Decision left to supervisor's discretion	Yes	Yes	Pro-arrest Policy	Yes	Yes	Yes	Yes
Turner County	Yes	Decision left to supervisor's discretion	Yes	No		Yes	Yes	Yes	No
Union County	Yes	Decision left to supervisor's discretion	Yes	Yes	Pro-arrest Policy	Yes	Yes	Yes	No
Walworth County	Yes	Decision left to supervisor's discretion	Yes	Yes	Mandatory Arrest	Yes	Yes	Yes	Yes
Yankton County	Yes	Restricted criteria based on speed/offense, etc	Yes	Yes	Pro-arrest Policy	Yes	Yes	Yes	No
Ziebach County	Yes	Decision left to officer's discretion	Yes	Yes	Mandatory Arrest	No		Yes	No



Jail Facilities

Counties Without Jail Facilities								
Office	Jurisdiction(s) where prisoners are Jailed	Formal Contract with Jurisdictions For Housing Prisoners	Number of Prisoners Taken to Another Jail	Miles Traveled Transporting Prisoners	Jail Fee for Each Prisoner/Day	Total Paid for Jail Fees to Other Jurisdictions	Currently Building or Plan to Build a Jail Facility in the next 12 Months	Estimated Cost of Facility
Aurora County	Davison	Yes	40	3,585	\$96	\$17,717	No	
Bennett County	Winner City	Yes	Not Reported	Not Reported	\$55	\$384,861	No	
Buffalo County	Brule	Yes	6	Unknown	\$55	Unknown	No	
Butte County	Meade	Yes	625	27,200	\$65	\$310,050	No	
Campbell County	Walworth	Yes	15	400	\$95	\$8,170	No	
Clark County	Codington	Yes	25	8,000	\$75	\$53,500	No	
Corson County	Walworth	Yes	78	18,720	\$95	\$57,260	No	
Custer County	Pennington	Yes	117	11,700	\$80	\$165,000	No	
Deuel County	Codington, Beadle, Roberts	Yes	Unknown	Unknown	\$65-\$75	Unknown	No	
Dewey County	Walworth	Yes	24	4,216	\$95	\$14,780	No	
Gregory County	Winner City	Yes	69	4,000	\$55	\$169,752	No	
Hamlin County	Codington	Yes	Unknown	Unknown	\$75	\$35,130	No	
Hand County	Beadle, Faulk	Yes	11	1,500	\$80	\$12,210	No	
Hanson County	Davison	Yes	69	Unknown	\$95	\$32,921	No	
Harding County	Meade	Yes	7	1,570	\$65	\$25,325	No	
Hutchinson County	Davison, BonHomme, Douglas, Minnehaha, Yankton	Yes	Unknown	Unknown	Varies	Unknown	No	
Jerauld County	Beadle, Brule	Yes	20-25	2,300	\$80	\$22,910	No	
Jones County	Winner City	Yes	Unknown	Unknown	\$55	\$24,160	No	
Kingsbury County	Codington, Beadle	Yes	30	4,571	\$70-\$80	\$36,480	No	
Lincoln County	Minnehaha, Clay, Chalmers, Union, Lyon, Nobles, Pipestone, Yankton, Sioux	Yes	1536	64,000	\$90	\$1,104,397	No	
Lyman County	Brule	Yes	150	1,200	\$55	\$26,447	No	
McCook County	Davison, Lake	Yes	114	6,840	\$95	\$76,078	No	
McPherson County	Brown, Edmunds, Faulk, Walworth	Yes	24	5,000	\$95	\$10,000	No	
Mellette County	Winner City	Yes	Unknown	Unknown	\$55	\$87,014	No	
Miner County	Lake, Davison, Charles Mix, Minnehaha	Yes	10	Unknown	\$75-\$100	\$27,000	No	
Moody County	Lake, Minnehaha, Union, Grant, Davison	Yes	All	30,000-50,000	\$75-\$98.56	\$250,000	No	
Perkins County	Meade	Yes	16	6,000	\$65	\$28,210	No	
Potter County	Hughes, Walworth, Faulk	Yes	30	2,400	\$95	\$24,190	No	
Sanborn County	Beadle, Davison, Lake, Lake Andes, Minnehaha, Brule	Yes	38	1,700	\$95	\$29,000	No	
Spink County	Faulk, Day, Brown, Edmunds, Walworth, Charles Mix	Yes	Unknown	Unknown	\$85	\$106,288	Yes	\$2,113,794
Stanley County	Hughes	Yes	2019	4,752	\$80	\$98,335	No	
Sully County	Hughes	Yes	20	2,400	\$90	\$31,012	No	
Todd County	Tripp	No	20	4,000	\$55	\$36,500	No	
Tripp County	Winner City	No	250	850	\$47	\$260,000	No	
Turner County	Clay, Union, Yankton	Yes	76	2,280	\$65	\$71,781	No	
Ziebach County	Meade	Yes	6	1,900	\$75	\$600	No	



Jail Facilities

Regional, Full, and Limited Facilities						
Office	Type of Jail Facility				Contract with US Marshal Services to Board Federal Prisoners	Jail Budget
	Regional Jail Center - Housing Prisoners From Other Counties:		Full Jail Facility - Housing your own prisoners for extended periods	Limited Holding Facility - Limited Housing of Prisoners, and Taken to:		
Beadle County	Yes	Jerauld, Hand, Kinsbury, Sanborn	Yes		No	\$1,400,000
Bon Homme County	Yes	Hutchinson, Douglas			No	\$203,514
Brookings County			Yes		No	\$1,328,982
Brown County			Yes		Yes	\$2,230,756
Brule County			Yes		No	\$346,008
Charles Mix	Yes	Douglas, Gregory, Lincoln, Hutchinson, Bon Homme			No	\$923,000
Clay County	Yes	Turner, Lincoln			No	\$590,003
Codington County	Yes	Chamberlin, Deuel, Clark, Kingsbury, Grant, Day			No	\$2,266,415
Davison County	Yes	Aurora, Hanson, McCook, Hutchinson, Miner, Sanborn, Douglas	Yes		Yes	\$1,800,000
Day County			Yes		Unknown	\$232,600
Edmunds County			Yes		No	\$143,000
Fall River County	Yes	Oglala Lakota	Yes		No	Not Reported
Faulk County	Yes	13 Counties			No	\$686,945
Hughes County	Yes	Sully, Stanley			Yes	\$3,171,000
Lake County	Yes	Moody, Miner, McCook, Flandreau Santee Sioux Tribe			No	\$577,595
Lawrence County			Yes		No	\$1,057,740
Marshall County			Yes		No	\$212,215
Meade County	Yes	Butte, Harding, Perkins, Ziebach, Dewey and a Few Others	Yes		Yes	\$1,829,497
Minnehaha County	Yes	Lincoln, Tuner, Lake, Moody	Yes		Yes	\$14,891,685
Pennington County	Yes	Custer, Fall River, Haakon, Jackson, Oglala Lakota, US Marshalls, ICE, BOP			Yes	\$13,786,938
Union County	Yes	Lincoln, Turner, Moody, US Marshall, ICE	Yes		Yes	\$919,280
Walworth County	Yes	Corson, Dewey, Campbell, Potter, McPherson, Sioux ND			No	\$1,100,000
Yankton County	Yes	Bon Homme, Clay, Turner, Hutchinson, Lincoln			Yes	\$1,685,170



Jail Facilities

Prisoner Information															
Office	Prisoner Numbers by Gender/Age				Total Number of Prisoners in Jail			Other Jurisdiction Prisoner Numbers			Prisoner Numbers by Conviction Status				
	Male Prisoners	Female Prisoners	Segregated Juvenile Prisoners	Total Prisoner Capacity	# of Prisoners Received	# of Prisoners Released	# of Prisoner Days	Neighboring County Prisoner Days	Federal Prisoner Days	Total Out-Of-County Prisoner Days	Felony Convictions	Misdemeanor Convictions	Awaiting Resolution of Court Process	Total # of Prisoners	
Beadle County	50	12	11	73	2,700	3,640	Unknown	Unknown			Unknown				
Bon Homme County	5	0	0	5	173	172	Unknown	76	0	76	Unknown			173	
Brookings County	40	10	0	50	1,981	1,948	12,121	853	4	857	235	133	1,647	2,015	
Brown County	49	9	9	67	3,146	3,190	26,608	Unknown			Unknown				
Brule County	16	4	0	20	718	700	4,881		0	0	Unknown				
Charles Mix County	40	20	0	60	1,189	1,153	10,454	445		445	Unknown			0	
Clay County	10	10	0	20	1,017	1,009	6,664	444	0	444	59	25	947	1,031	
Codington County	66	22	8	96	2,970	2,977	24,782	2,192	0	2,192	14.32%		85.68%		
Davison County	54	18	3	75	2,690	2,639	16,140	2,265	322	2,587	249	35	840	1,124	
Day County	8	2	3	13	499	496	Unknown	Unknown			93	355	Unknown	448	
Edmunds County	10	5	0	15	145	145	290	45	0	45	16	59	70	145	
Fall River County	23	4	0	27	630	615	Not Reported	0	0	0	0	0	0	0	
Faulk County	Any Combination to Equal Total				32	400	Unknown	3,152	3,067	0	3,067	172	138	Unknown	310
Hughes County	120	48	16	184	4,943	4,920	Unknown	1,404	36,000	37,404	Unknown				
Lake County	20	4	0	24	1,353	1,312	7,762	Unknown			Unknown				
Lawrence County	43	8	0	51	2,470	2,478	13,614	0	0	0	Unknown				
Marshall County	107	29	0	136	136	129	1,836	69	0	69	23	28	56	107	
Meade County	64	16	0	80	3,061	2,217	15,305	5,593	0	5,593	Unknown			0	
Minnehaha County	360	92	0	452	20,725	20,714	165,800	19,102	1,206	20,308	178	2648	17,604	20,430	
Pennington County	487	175	0	662	13,424	13,406	239,377	4,136	10,914	15,050	818	1262	8,699	10,779	
Union County	32	8	0	40	988	989	12,189	5,373	1,359	6,732	149		874	1,023	
Walworth County	13	13	6	32	1,267	Unknown	20,272	1,042	0	1,042	Unknown				
Yankton County	99	32	0	131	2,742	2,698	317,925	1,334	20,344	21,678	Unknown				



Jail Facilities

Fees					
Office	Current Daily Jail Fee Charged/ Prisoner	Does Your Facility Charge Room and Board	Room and Board Fee Charge	Jail Fees Rec'd From Other Jurisdictions	County Work Release Money Collected
Beadle County	\$80	No		Unknown	Unknown
Bon Homme County	\$55	No		Unknown	Unknown
Brookings County	\$65	Yes	\$25	\$12,160	\$24,940
Brown County	\$75	No		\$10,500	\$25,010
Brule County	\$55	No		Not Reported	Not Reported
Charles Mix County	\$65	No		\$157,181	\$2,370
Clay County	\$65	Yes	\$15	\$22,610	\$7,785
Codington County	\$85	Yes	\$85	\$144,618	\$83,230
Davinson County	\$95	Yes	\$10	\$144,682	\$5,500
Day County	\$75	No		\$13,860	\$24,480
Edmunds County	\$60	Yes	\$60	\$14,910	\$1,781
Fall River County	\$80	No		Not Reported	Not Reported
Faulk County	\$85	No		\$258,740	\$0
Hughes County	\$80	Yes	\$10	\$2,540,000	\$0
Lake County	\$75	No		\$150,483	\$37,945
Lawrence County	\$75	Yes	\$12	Unknown	\$15,150
Marshall County	\$65	Yes	\$25	\$4,485	\$11,452
Meade County	\$65	No		\$363,545	\$9,073
Minnehaha County	\$84	Yes	\$10	\$552,917	\$306,547
Pennington County	\$80	Yes	\$10	\$5,828,747	\$109,923
Union County	\$65	Yes	\$15	\$457,563	\$4,050
Walworth County	\$95	Yes	\$95	\$311,530	\$0
Yankton County	\$70	Yes	\$10	\$1,657,990	\$11,560



Jail Facilities

Facility Information					
Office	Age of Jail Facility	Jail expanded in the last 5 yrs, is currently expanding	Cost of Expansion	Beds Added in Expansion	Do you plan to expand in the next 12 months
Beadle County	42	No			No
Bon Homme County	101	No			Yes
Brookings County	44	No			Yes
Brown County	53	Yes	\$2,400,000	6	
Brule County	55	No			No
Charles Mix County	44	No			No
Clay County	107	No			No
Codington County	45	No			No
Davison County	21	No			No
Day County	69	Yes	\$2,400	4	
Edmunds County	Unknown	No			No
Fall River County	50	No			No
Faulk County	1	Yes	\$5,700,000	0	
Hughes County	9	No			No
Lake County	43	Yes	\$5,000	4	
Lawrence County	44	No			No
Marshall County	111	No			Yes
Meade County	25	No			No
Minnehaha County	16	Yes	\$48,000,000	323	
Pennington County	29	Yes	\$5,200,000	0	
Union County	20	No			No
Walworth County	110	No			No
Yankton County	11	No			No



Jail Facilities

Personnel																
Office	Direct Custody- Correctional/Guards, Etc.				Clerical Maintenance Functions				Administrative Functions				Total Jail Personnel			
	Full Time		Part Time		Full Time		Part Time		Full Time		Part Time		Full Time		Part Time	
	Male	Female	Male	Female	Male	Female	Male	Female	Male	Female	Male	Female	Male	Female	Male	Female
Beadle County	12	4	0	0	0	0	0	0	1	0	0	0	13	4	0	0
Bon Homme County	1	4	0	0	0	0	0	0	1	0	0	0	2	4	0	0
Brookings County	3	4	7	8	0	0	1	1	3	0	0	0	6	4	8	9
Brown County	15	8	0	0	0	2	1	0	3	0	0	0	18	10	1	0
Brule County	3	2	0	0	0	0	0	0	0	2	0	0	3	4	0	0
Charles Mix County	7	2	2	0	0	1	0	0	4	0	0	0	11	3	2	0
Clay County	5	0	3	2	0	1	0	0	1	1	0	0	6	2	3	2
Codington County	3	9	4	4	0	2	1	0	1	1	0	0	4	12	5	4
Davison County	11	8	7	3	0	0	6	1	2	2	0	0	13	10	13	4
Day County	N/A												0	0	0	0
Edmunds County	0	0	0	0	5	0	0	0	2	0	0	0	7	0	0	0
Fall River County	0	0	0	0	0	0	0	0	2	0	0	0	2	0	0	0
Faulk County	4	0	0	0	0	1	0	0	0	0	2	1	4	1	2	1
Hughes County	22	9	1	5	1	0	0	0	2	2	0	0	25	11	1	5
Lake County	4	4	2	1	0	0	0	0	0	0	0	0	4	4	2	1
Lawrence County	5	6	2	0	0	0	0	0	3	0	0	0	8	6	2	0
Marshall County	8	5	0	0	0	1	0	0	6	0	0	0	14	6	0	0
Meade County	7	9	0	1	2	2	0	0	1	1	0	0	10	12	0	1
Minnehaha County	103	24	6	1	5	7	0	0	8	1	0	0	116	32	6	1
Pennington County	90	18	8	2	11	33	3	9	5	2	0	0	106	53	11	11
Union County	4	4	3	2	0	0	0	0	1	1	0	0	5	5	3	2
Walworth County	8	1	0	1	8	7	0	0	3	1	0	0	19	9	0	1
Yankton County	9	9	10	6	0	0	0	0	4	1	0	0	13	10	10	6



Jail Facilities

Correctional Officers with Other Responsibilities						
Office	Have other Responsibilities	Number of Correctional Officers with Other				
		Deputy	Dispatch	Secretary	Other	Total
Beadle County	No					
Bon Homme County	Yes	0	5	0	0	5
Brookings County	Yes	3	0	0	1	4
Brown County	No					
Brule County	No					
Charles Mix County	Yes	0	5	0	0	5
Clay County	No					
Codington County	Yes	0	0	0	3	3
Davison County	Yes	1	0	0	0	1
Day County	Yes	4	7	0	0	11
Edmunds County	Yes	0	5	0	0	5
Fall River County	No					
Faulk County	No					
Hughes County	No					
Lake County	No					
Lawrence County	Yes	0	0	0	2	2
Marshall County	Yes	6	6	1	1	14
Meade County	No					
Minnehaha County	No					
Pennington County	No					
Union County	No					
Walworth County	No					
Yankton County	No					



Jail Facilities

Personnel Salary			
Office	Full Time Salary		Part time Hourly Average Wage
	Low End	High End	
Beadle County	\$35,000	\$45,000	\$17.00
Bon Homme County	\$33,280	\$37,232	N/A
Brookings County	\$37,031	\$46,964	\$17.80
Brown County	\$34,112	\$43,160	\$17.09
Brule County	\$30,784	\$31,200	\$0.00
Charles Mix County	\$28,560	\$35,190	\$15.37
Clay County	\$36,116	\$55,527	\$17.59
Codington County	\$39,000	\$52,000	\$18.95
Davison County	\$35,000	\$49,000	\$17.00
Day County	\$29,120	\$36,400	\$14.00
Edmunds County	\$37,564	\$39,333	\$14.14
Fall River County	\$26,000	\$30,160	\$14.00
Faulk County	\$30,000	\$33,000	\$14.50
Hughes County	\$36,172	\$47,569	\$12.00
Lake County	\$29,120	\$39,000	\$15.00
Lawrence County	\$38,045	\$42,554	\$18.88
Marshall County	\$28,800	\$34,560	\$16.00
Meade County	\$35,796	\$49,088	\$17.21
Minnehaha County	\$37,398	\$56,950	\$17.85
Pennington County	\$45,635	\$66,269	\$21.94
Union County	\$35,090	\$41,475	\$16.78
Walworth County	\$31,512	\$33,592	\$16.15
Yankton County	\$39,745	\$46,833	\$13.00



Jail Facilities

Turnover								
Office	Certified Personnel				Non-Certified Personnel			
	Resigned	Retired	Dismissed	Death	Resigned	Retired	Dismissed	Death
Beadle County	3	0	1	0	0	0	0	0
Bon Homme County	0	0	0	0	0	0	0	0
Brookings County	0	0	0	0	0	0	0	0
Brown County	0	1	0	0	4	0	0	0
Brule County	0	0	0	0	0	0	2	0
Charles Mix County	0	1	1	0	1	0	0	0
Clay County	0	0	0	0	5	0	1	0
Codington County	Not Reported				Not Reported			
Davison County	0	0	0	0	4	1	1	0
Day County	0	0	0	0	1	0	0	0
Edmunds County	0	0	0	0	0	0	0	0
Fall River County	2	0	0	0	2	0	0	0
Faulk County	1	0	1	0	1	0	0	0
Hughes County	0	0	1	0	10	0	0	0
Lake County	0	0	0	0	4	0	1	0
Lawrence County	0	0	0	0	2	0	1	0
Marshall County	1	0	0	0	0	0	0	0
Meade County	0	0	0	0	3	0	0	0
Minnehaha County	0	2	0	1	22	2	2	0
Pennington County	0	0	0	0	14	12	3	0
Union County	6	0	0	0	0	0	0	0
Walworth County	8	0	0	0	0	0	0	0
Yankton County	0	0	0	0	3	0	2	0



Jail Facilities

Staff Training					
Office	In Favor of Requirement of Certification	# of Hours of Advanced Training Required	On Average, # of advanced training hours received per jailer/year	CALEA or ACA Certified	
				Full time	Part Time
Beadle County	Yes	20	20	0	0
Bon Homme County	No	No	0	0	0
Brookings County	Yes	8	8	0	0
Brown County	No	5	5	0	0
Brule County	No	No	0	0	0
Charles Mix County	No	10	10	4	0
Clay County	No	12	16	0	0
Codington County	Yes	Not Reported	Not Reported	0	0
Davison County	Yes	24	20	0	0
Day County	Yes	No	40	0	0
Edmunds County	No	No	0	0	0
Fall River County	Yes	No	Not Reported	3	0
Faulk County	Yes	No	12	3	1
Hughes County	No	No	15	10	0
Lake County	Yes	No	8	0	0
Lawrence County	Yes	10	10	0	0
Marshall County	Yes	10	0	4	0
Meade County	Yes	No	0	0	0
Minnehaha County	No	16	20	0	0
Pennington County	No	40	40	0	0
Union County	No	No	0	0	0
Walworth County	Yes	80	20	0	0
Yankton County	Yes	No	8	0	0